

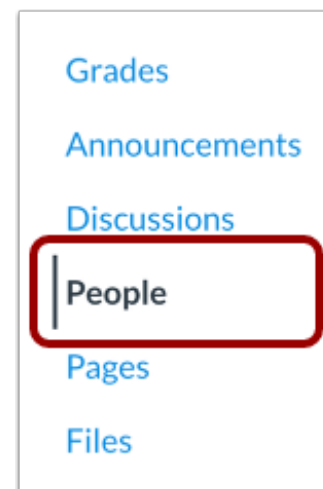
How do I view my course interactions with an individual student?

 community.canvaslms.com/docs/DOC-10140-415241457

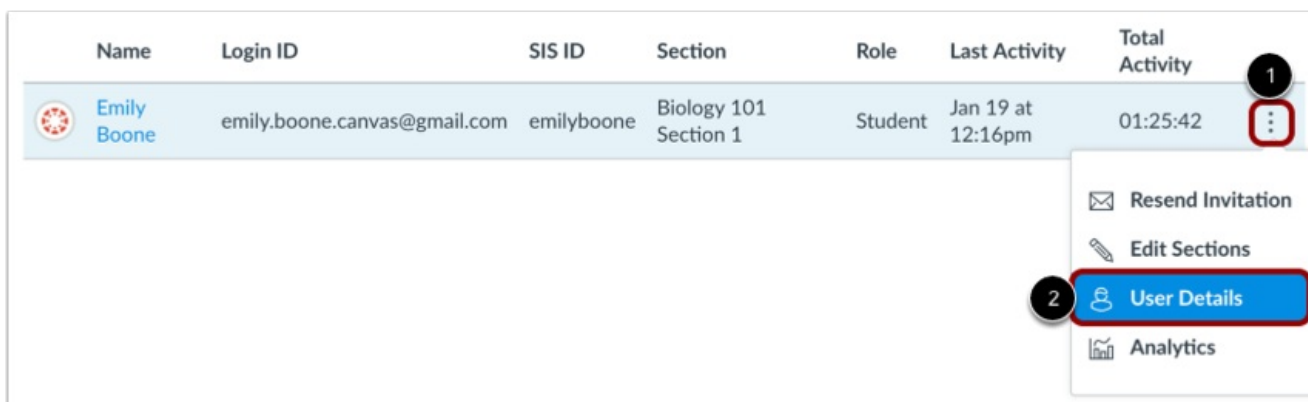
You can see a summary of all your interactions with individual students.






Interactions are recorded when you contact the student via Conversations or when you leave a comment on an assignment.

In Course Navigation, click the **People** link.

A horizontal bar containing a search field labeled 'Search people' with a red circle '1' next to it, a dropdown menu labeled 'All Roles' with a red circle '2' next to it, and a blue button labeled '+ People'.


In the search field [1], search for the name of the user. You can also filter users by role in the **Roles** drop-down menu [2].





Name	Login ID	SIS ID	Section	Role	Last Activity	Total Activity	
 Emily Boone	emily.boone.canvas@gmail.com	emilyboone	Biology 101 Section 1	Student	Jan 19 at 12:16pm	01:25:42	<div><div>1</div><div>⋮</div></div> <div><div>2</div><div> Resend Invitation</div><div> Edit Sections</div><div> User Details</div><div> Analytics</div></div>


Click the user's **Options** icon [1], then select the **User Details** link [2].


More About This User


 **Grades**

 **Send Message**



 **Interactions Report**


 **Access Report**


 **Outcomes Report**


 **Analytics**


Registered Web Services




 Student Grades

 **Interactions Report**

 Access Report


 Outcomes Report

 Analytics

Locate the user details sidebar. Depending on the page display, click the **Interactions Report** link or button.

Teacher Activity Report for Doug Roberts

History 101

Student	Last Student Interaction	Current Score	Final Score	Ungraded Assignments	
Emily Boone	less than 1 day ago	86.2%	42.0%	Course Introductions submitted 40 days ago Moderated Assignment submitted 21 days ago Revolution Review submitted 14 days ago Course Questions submitted 13 days ago History Overview submitted 2 days ago Declaration of Independence Quiz submitted 2 days ago Historical Video Assignment submitted 2 days ago Group Assignment submitted 2 days ago Position Paper submitted 1 day ago Patriotism or Treason? submitted less than 1 day ago	5 

[View the full Student Interaction Report for History 101](#)

The Student Interactions Report will show you information for the student in all enrolled courses. You can view the last time you interacted with the student [1], the current grade for the student [2], the final grade for the student [3], and if there are any submitted but ungraded assignments for the student [4]. You can also quickly access the Conversations page to send a message to the student by clicking the message icon [5].

Previous Topic:[How do I view a summary of all my student interactions in a course?](#)

Next Topic:[How do I view the course access report for an individual user?](#)

You are here

[Table of Contents](#) > [People](#) > How do I view my course interactions with an individual student?