
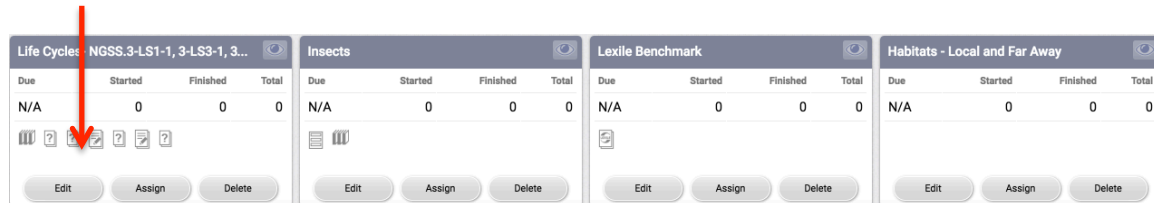


Faculty can add a new or edit an existing “Graphic Organizer Task” to any project in their “My projects.”

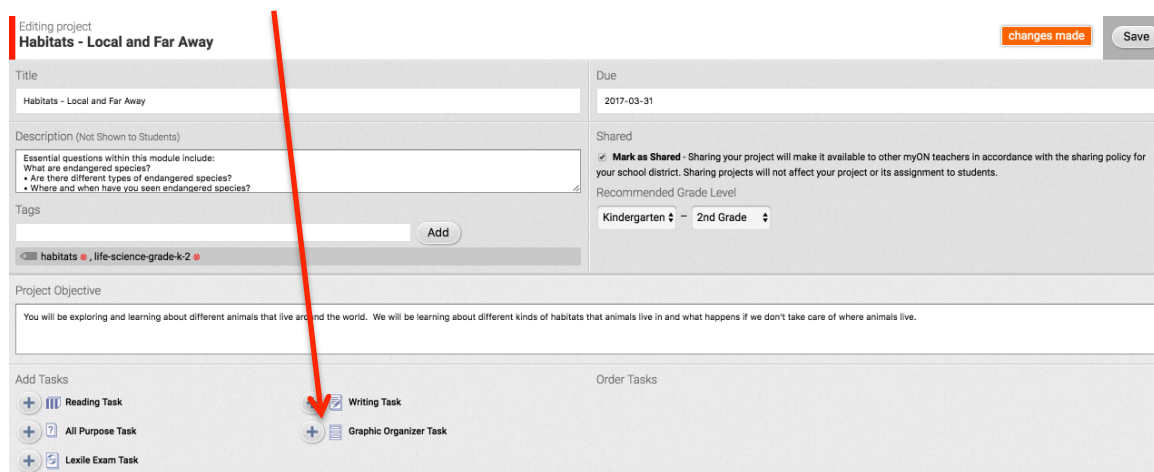
1. Select the “Classroom” tab and then select the “Projects” tab.



2. Choose the project you wish to add a “Graphic Organizer Task” to and select “Edit.”



3. Select the “Graphic Organizer” “+” icon.



*Note: Projects can have one “Reading Task” (a book list of assigned texts with added reading options), but teachers can add multiple other tasks types to a Project. Refer to the Faculty Quick Reference Guides “Adding a Reading Task,” “Adding a Writing Task,” “Adding an All Purpose Task and “Adding a Lexile® Exam Task” for more information on how to add individual task types to a Project.*

4. Choose a graphic organizer. Enter a “Title” (required) and a “Task Objective” (optional).



Title  
Before Reading Activity

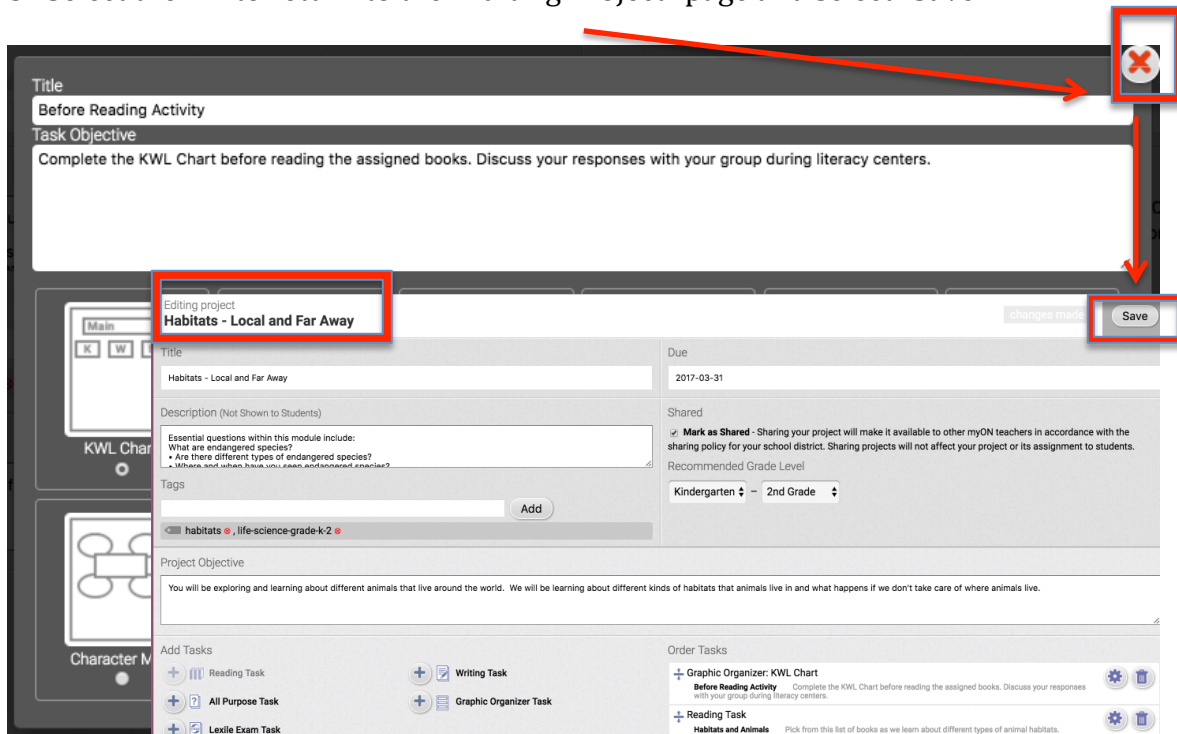
Task Objective  
Complete the KWL Chart before reading the assigned books. Discuss your responses with your group during literacy centers.

KWL Chart Venn Diagram Main Idea and Details Cause and Effect Event Timeline Knowledge Map

Character Map Make a Prediction The Five W's Word Meaning Think, Pair, and Share KWL-S Chart

*Note: Faculty can add multiple “Graphic Organizer Tasks” within the same Project, but only one graphic organizer can be added to each “Graphic Organizer Task.”*

5. Select the “X” to return to the “Editing Project” page and select “Save.”



Title  
Before Reading Activity

Task Objective  
Complete the KWL Chart before reading the assigned books. Discuss your responses with your group during literacy centers.

Editing project  
Habitats - Local and Far Away

Title  
Habitats - Local and Far Away

Description (Not Shown to Students)  
Essential questions within this module include:  
• What are endangered species?  
• Are there different types of endangered species?  
• Where and when does this story happen and what does it mean?

Tags  
habitats , life-science-grade-k-2

Project Objective  
You will be exploring and learning about different animals that live around the world. We will be learning about different kinds of habitats that animals live in and what happens if we don't take care of where animals live.

Order Tasks  
+ Graphic Organizer: KWL Chart  
Before Reading Activity Complete the KWL Chart before reading the assigned books. Discuss your responses with your group during literacy centers.  
+ Reading Task  
Habitats and Animals Pick from this list of books as we learn about different types of animal habitats.

Save

*Note: Faculty can add additional tasks and/or assign the Project to students. Refer to the Faculty Quick Reference Guides “Adding a Reading Task,” “Adding a Writing Task,” “Adding an All Purpose Task,” “Adding a Lexile® Exam Task,” and “Assigning a Project” for more information.*



# Adding a Graphic Organizer Task to a Project

## Faculty Quick Reference Guide

---