



Reading Inventory (RI) Information

Paulding County School District - Engage. Inspire. Prepare.

The Paulding County School District uses the Reading Inventory (RI) which is a low-stakes, classroom-based assessment designed to evaluate students' reading ability, monitor their reading progress, and match students to books at their reading level. Students in grades 1-8 are scheduled to complete the RI during four separate windows throughout the school year, whereas students in grades 9-11 are scheduled to complete the RI during three separate windows.

The RI is taken on a computer and lasts about 20 minutes. The types of questions a student receives and the results that are reported are based upon the student's grade level and reading level focusing on letter identification, phonics, and comprehension.

The results of RI assessments are used in a number of ways. First, a student's score on the test is used to determine the student's reading ability compared to grade-level performance standards. These determinations can help tailor appropriate reading instruction and set goals. The results of subsequent RI tests are then used to monitor progress over time. Student results are also used to match students to texts at their reading level, which helps to make reading rewarding, constructive, and enjoyable.

The RI Comprehension Test is measure by Lexile. A Lexile measure is a valuable piece of information about either an individual's reading ability or the difficulty of a text. The student's Lexile level is then placed into a performance level. The performance levels are described as:

- **Advanced:** Students scoring in this range exhibit superior performance on grade-level appropriate skills and concepts.
- **Proficient:** Students scoring in the range exhibit competent performance on grade-level performance skills and concepts.
- **Basic:** Students scoring in this range exhibit minimally competent performance on grade-level skills and concepts.
- **Below Basic:** Students in this range do not exhibit minimally competent performance on grade-level skills and concepts.

The targets for the performance levels change with each grade level, so a student may end a year in one level and start the next year in a different level. The **end-of-year goal** for students in a particular grade is that grade's **Proficient** performance level.

Grade	Below Basic	Basic	Proficient	Advanced
K	NA	BR	0L to 279L	280L and Above
1	BR	0L to 189L	190L to 530L	531L and Above
2	BR to 219L	220L to 419L	420L to 650L	651L and Above
3	BR to 329L	330L to 519L	520L to 820L	821L and Above
4	BR to 539L	540L to 739L	740L to 940L	941L and Above
5	BR to 619L	620L to 829L	830L to 1010L	1011L and Above
6	BR to 729L	730L to 924L	925L to 1070L	1071L and Above
7	BR to 769L	770L to 969L	970L to 1120L	1121L and Above
8	BR to 789L	790L to 1009L	1010L to 1185L	1186L and Above
9	BR to 849L	850L to 1049L	1050L to 1260L	1261L and Above
10	BR to 889L	890L to 1079L	1080L to 1335L	1336L and Above
11-12	BR to 984L	985L to 1184L	1185L to 1385L	1386L and Above

If your student completed the RI assessment during one of the windows for this year, their Lexile score has been posted inside Infinite Campus' Parent Portal. **If you have Parent Portal access, you may view your student's results by following the directions provided on the subsequent pages.**


If you have any other questions about the results of your student's Reading Inventory results, please contact your student's English/Language Arts teacher. If you do have access to the Infinite Campus Parent Portal, please visit the following site for instructions on setting up an account: <https://www.paulding.k12.ga.us/domain/4142>.



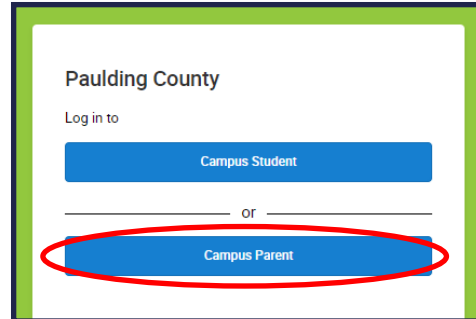
Reading Inventory (RI) Information

Paulding County School District - Engage. Inspire. Prepare.

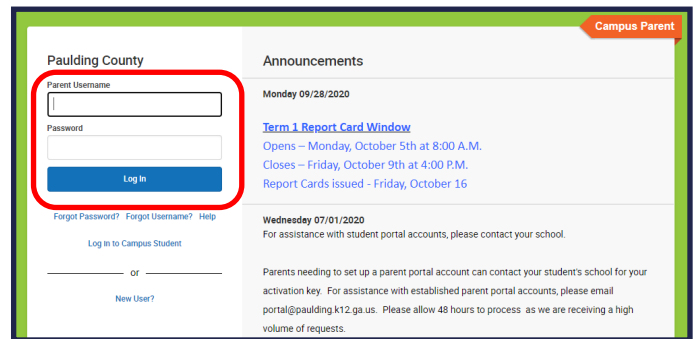
To access Infinite Campus' Parent Portal, go to the Paulding County School District's website at www.paulding.k12.ga.us. Below the photo banner, you will find a series of icons. Click on the icon labeled **Infinite Campus Parent Portal/Student Grades**.



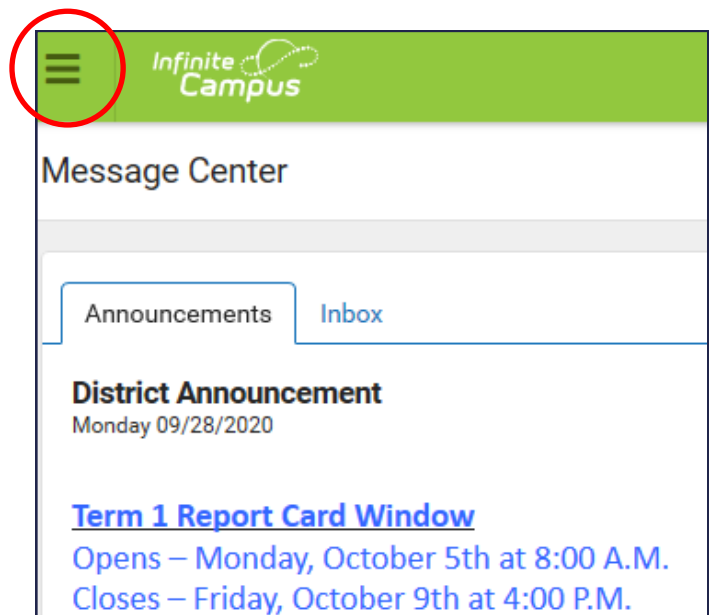
On the next page, click on the button for **Campus Parent**.



Enter the **Parent Username and Password** in the appropriate spaces. If you cannot remember your password, use the provided link to request a password reset. If you continue to have issues logging into the site, please visit the following site for more information: <https://www.paulding.k12.ga.us/domain/4142>



Once you have logged into your Parent Portal account, click on the **three bars** in the top left corner to open the Portal menu.



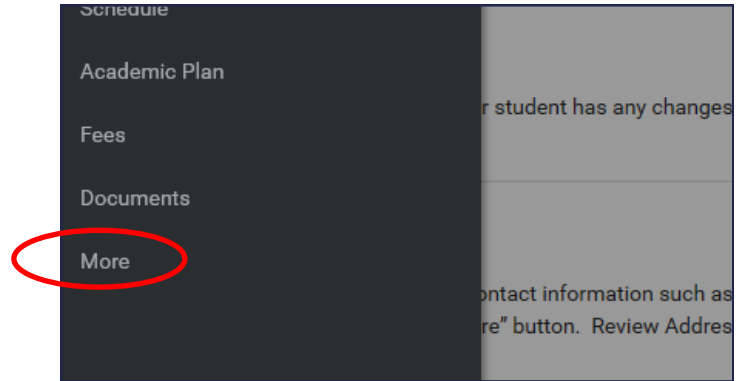
Continued on the following page



Reading Inventory (RI) Information

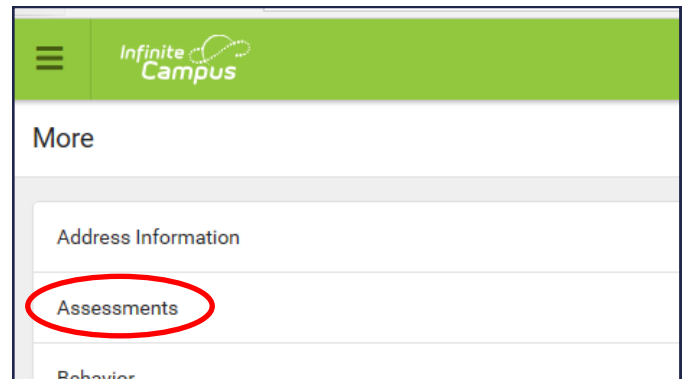
Paulding County School District - Engage. Inspire. Prepare.

At the bottom of the Parent Portal menu, click on **More**.



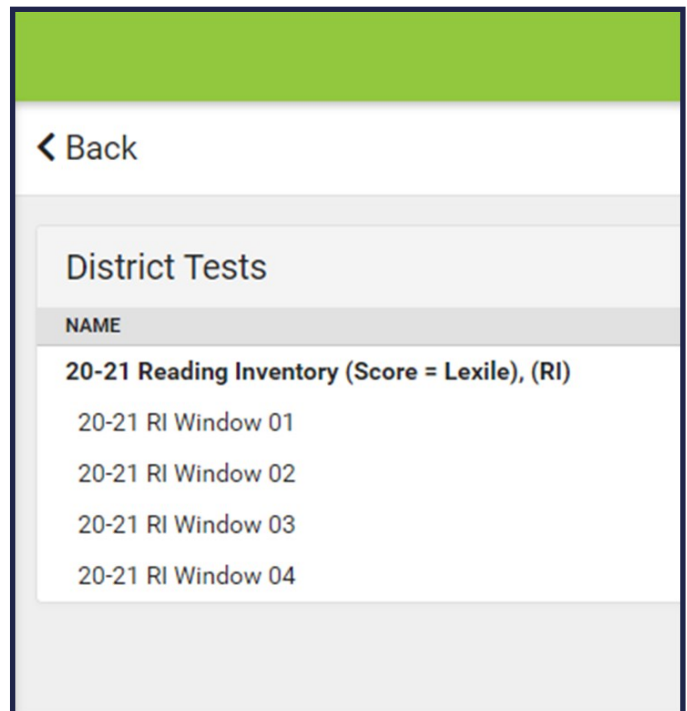
On the subsequent More menu, click on **Assessments**.

If you have **more than one student** attached to your Parent Portal account, you may be prompted to select a student before Assessment results are displayed (if you have not done so on a previous screen). To select a student, use the icon located in the top right of the Portal window.



If your student has completed the RI during one of the administration windows this year, the **Reading Inventory** should display on the following screen. Please note the following about the information that is reported:

- The score that is displayed is your student's Lexile score.
- The results are set to display scores from four administration windows, but students in grades 9-11 are slated to complete only three windows.
- Only the Lexile Score is set to display. You will not see any data posted in the Results and Dates columns.



Continued on the following page



Reading Inventory (RI) Information

Paulding County School District - Engage. Inspire. Prepare.

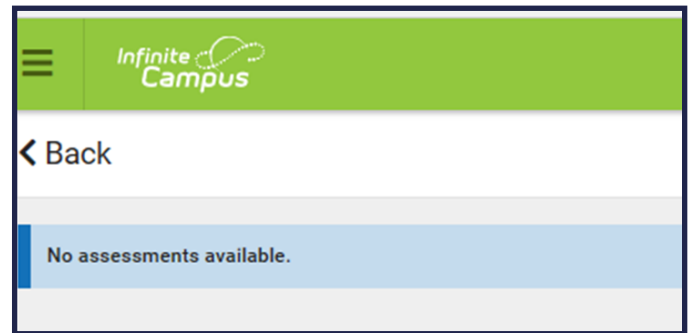
As stated earlier, the score displayed is the student's **Lexile** Score from the indicated administration window.

Please disregard the “.000” at the end of score displayed.

Lexile Scores are indicated as whole numbers. If you search for more information on your student's score, you will use the whole number preceding the decimal shown on the screen.

If your student does not have a score, please contact your student's English/Language Arts teacher for more information. If your student was unable to complete the RI during the previous window, you will be provided information about the next RI administration window.

	SCORE	RESULT
	878.000	



For more information on your student's performance, please refer to the chart shown on the first page of this packet. Remember, the targets for the performance levels change with each grade level, so a student may end a year in one level and start the next year in a different level. The **end-of-year goal** for students in a particular grade is that grade's **Proficient** performance level.

There are a number of things that you can do to help support your student's reading progress. Here are some suggestions:

- Set a goal for your student to read with you or independently for at least 20 minutes a day.
- Help your student find books that are at an appropriate reading level. Please contact your student's English/Language Arts teacher about how to use your student's The Reading Inventory's results to identify books at the appropriate reading level.
- Make connections between your student's interests and books to read. For example, if your student likes animals, try to locate books on animals, both fiction and nonfiction.
- Try to spend time every day with your student looking through “nonbook” reading materials, such as websites, pieces of mail, advertisements, and food labels, to demonstrate how important a part reading plays in daily life.
- Consider sharing with your student the kinds of things you are reading. Tell your student about interesting things you read in the newspaper, or about a magazine article that taught you something new.

Thank you for taking the time to help build your student's reading skills. If you need any assistance, or if you have any additional questions, please feel free to contact your student's school.