

“ At the end of
the day, the most
overwhelming
key to a child's
success is the
positive involvement
of parents. ”

Jane D. Hull

On the way to Kindergarten!


2018-2019

Welcome
Families
&
Students

Tuesday, March 13, 2018
8:30am & 6:30pm
Tallatoona CAP Head Start
Hiram YMCA
55 Hiram Drive
Hiram, GA
Parent Meeting Room
Head Start & PCSD Title I Schools
Partnership

All Head Start families of students
transitioning to Kindergarten have
been invited to attend.

Please access further information
by clicking on the links provided in
this presentation



Kindergarten Registration Information



Information and Resources Available [here](#)



The Kindergarten Smorgasboard

7:30-8:00 **Arrival & Independent Activity**

8:00 **School Starts**

8:00-8:10 **Attendance & Announcements**

8:10-9:10 **Whole Group Reading & Language Arts**

9:10-10:00 **Small Group Reading**

activities tailored for individual student progress

10:00-10:30 **Science and Social Studies-integrated into reading and writing**

10:30-10:45 **Recess**

10:45-11:15 **Lunch**

11:30-12:15 **Specials (PE, Music, Art, Media Center, Guidance)**

12:15-1:15 **Whole Group Math**

1:15-2:00 **Small Group Math**

activities tailored for individual student progress

2:00-2:15 **Prepare for end of the day/Read Aloud**

2:20 **Dismissal**

*order of events may differ from school-to-school





Breakfast & Lunch

Menus & other details available on Paulding County School District Website

Information available [here](#).

Free & Reduced Lunch

- ✓ information is sent home on the first day of school or during Open House
- ✓ apply online at HeartlandApps.com
- ✓ may take up to 2 weeks to receive notification of approval
- ✓ everyone is encouraged to apply, even if not immediately taking advantage of opportunity

If purchasing meals

- ✓ may be prepaid on child's meal account online with MasterCard or Visa
- ✓ elementary students
 - ✓ Breakfast \$1.25
 - ✓ Lunch \$2.00





Getting to School


Bus?
Car-Rider?
Both?


- ✓ **All families should complete a car-rider form**
 - ✓ Includes details of who may/may not pick up your child, emergency contact numbers, and other information to ensure the utmost in safety for your child

- ✓ **Taking the bus?**
 - ✓ find the school that serves where you live, and when and where the bus will stop to pick-up, drop-off students

Information available [here](#).

Please note that the information is subject to change for they 2019-2019 school year.





Private after school
daycare, in school

Learning Bridge



Learning Bridge After School Program

- ✓ in all Paulding County Elementary Schools
- ✓ conforms to state regulations which govern daily operations
- ✓ does not offer child care on daily or short term basis

Full Time

4-5 days/week @ \$35 (2017-2018 rates)

Part Time

1, 2 or 3 days/week @ 21 (2017-2018 rates)

No drop-in or short term services
available

More details available at
www.learningbridgepaulding.com





A beginning of year event, usually taking place in mid to late afternoon on the Thursday before the first week of school. Watch for date and time to be posted on the PCSD website soon!

- ✓ visit your child's classroom and teacher
- ✓ receive and complete beginning-of-year paperwork
- ✓ visit school nurse, if needed
- ✓ transportation staff may be available, if needed
- ✓ opportunity to register with Learning Bridge
- ✓ pay for school lunches
- ✓ visit school parent resource center
- ✓ meet school administration



Ready, Set, Go!

Kindergarten! ... here I come!



Social Skills

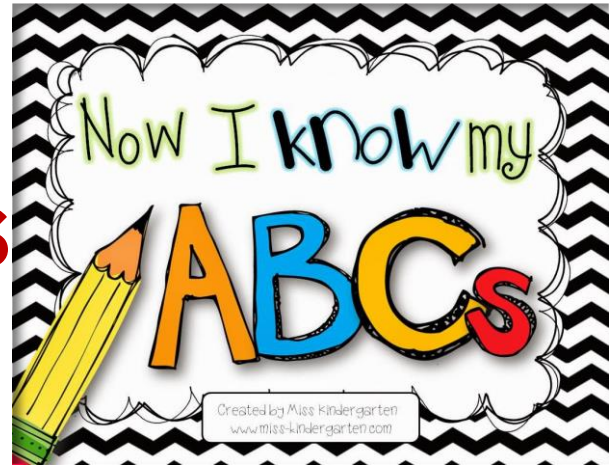


- Cooperate with adults
- Play and cooperate with other children
- Share, and take turns
- Sit for periods of time (15 minutes)
- Understand and follow class rules
- Understand and follow directions
- Communicate wants, and needs
- Able to take care of personal bathroom needs

How parents can support student-readiness:
Talk, Talk, Talk, Talk, Talk, Talk!



Learning Readiness



- Developed interest in books, able to hold book and turn pages correctly
- Identify labels and signs in environment
- Use crayons, pencils, scissors, glue
- Express ideas in drawings
- Identify basic colors:

red blue green yellow purple
brown black white pink orange



Learning Readiness



- Begin to identify letters of the alphabet
- Print first name, using capital and lower case letters
- Tell about an experience
- Identify shapes:
 - square circle oval
 - rectangle triangle rhombus (diamond)
- Count to 20 by ones
- Recognize groups of 1, 2, 3, 4, and 5 objects
- Begin to identify numbers– 0 to 10




What will my child be learning?



View Kindergarten learning outcomes [here](#).

Literacy



- Naming upper and lower case letters, matching letters with their sound, and printing them
- Comparing the adventures and experiences of character in familiar stories, such as fairy tales and folk tales
- Retelling familiar stories and talking about stories read to them using details from the text
- Using a combination of drawing, dictating, and writing to describe an event, including his or her reaction to what happened
- Stating an opinion or preference about a topic or book in writing; for example, "My favorite thing about the story is..."

Supporting your child at home:
read, read, read, read...talk, talk, talk, talk...



Literacy

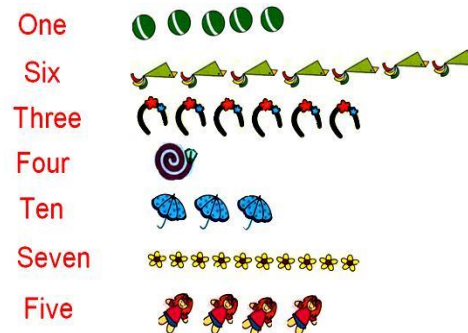


- Taking part in classroom conversations, and following rules for discussion
- Speaking clearly to express feelings, thoughts, and ideas, including descriptions of familiar people, places, things, and events
- Asking and answering questions about key details in stories or other information read aloud
- Understanding and using question words in discussions
- Learning to recognize and spell sight words



**Supporting your child at home:
read, read, read, read....talk, talk, talk, talk...**

Math



- Counting objects to tell how many there are
- Comparing 2 groups of objects to identify which group, if either, has more or less; comparing 2 written numbers to tell which is greater or lesser
- Addition with a sum of 10 or less; subtracting from a number 10 or less; solving addition and subtraction word numbers
- Adding and subtracting small numbers quickly and accurately, such as $3+1$
- Correctly naming shapes regardless of orientation or size

**Supporting your child at home:
count, sort, measure...talk, talk, talk, talk...**



Measuring my child's progress



- Year begins with a “Readiness Assessment” that takes place within the first 6 weeks of school that helps identify level of student knowledge so that teachers can determine the “next-steps” of teaching and learning for each student
- Then, GKIDS is launched. This is a year-long, **performance-based assessment** aligned to the state mandated content standards.
- Provides teachers with information about the **level of instructional support needed** by individual students throughout the Kindergarten year for successful transition to First Grade.



Measuring my child's progress



- Throughout the year, teachers assess students, and record GKIDS data **(these are Formative Assessments that help determine next-steps for teaching and learning throughout the year)**
- This provides information on each child's development in Language Arts, Math, Personal/Social Development, & Approaches to Learning.
- At the end of the year, summary reports and individual student reports are generated, based on the data the teacher has entered throughout the year **(this is called a Summative Assessment)**
- This includes scores in Language Arts, which includes reading, writing, and speaking skills, & Math. These scores serve as an **indicator of First grade readiness.**



We Can't Spell
S_CCESS
Without... **U**

Teachers
+ Parents

Successful Students

*A few tips on
supporting your
child's learning*

Read

Read WITH your child every day!

Have your child see YOU reading for your own pleasure.

Have books available in your home.



Talk with your child **A LOT!**

Encourage your child to tell you about his or her day.

Let your child hear you talk, A LOT.

Keep paper, markers, or crayons around the house for your child to write letters or words to draw a picture about his or her day. Have your child describe the picture to you.



PLAY with WORDS

Play word games
like *I Spy*,
sing songs, and
make silly rhymes
together.





PLAY with NUMBERS

Play board games that involve counting.

Create “word problems” in real life, such as--

“I have 3 cookies. If I give you one, how many will I have left?”

“Who is wearing more bracelets? You, or your sister?”

“Count all the blocks. How many are there?”

Join the Public Library!

- ❖ MANY fun, educational programs for kids and families
 - ❖ Game Days
 - ❖ Movie Days
 - ❖ Lego Club
 - ❖ Baby Story Time
 - ❖ And much MORE!
- ❖ Access to WIFI
- ❖ Use of computers
- ❖ Books, Magazines, E-books

ALL AT NO COST



GEORGIA PUBLIC
LIBRARY SERVICE

ACCESS the Paulding County School District Website

- Current events and opportunities
- Sign up for free Microsoft Office products
- Links to free education resources for students
- Policies
- and more!



Communication



- Newsletters
- Parent Teacher Conferences
- Automated Phone Messages
- Text Messages
- School & District Website
- Communication Folders
- School Events—family events, PTA

Please contact the school with any questions, concerns, any time! Find contact information at www.paulding.k12.ga.us



Would you like to VOLUNTEER?



Please check with your school for opportunities, and procedures in place to participate as a volunteer.

Just a friendly reminder, for the safety of all kids, everyone must always check in at the Front Office before proceeding to any school activity in the building.



Let's
Partner
for
Student
Success!

Alone
we can do
so little;
together
we can do
so much.

- *Helen Keller*