

***FAMILY NIGHT –  
LITERACY AND  
STUDENT GOALS***

Every Day is Game Day  
– Bring Your A-Game

Hal Hutchens  
Elementary

Family Night –  
September 19, 2019

WELCOME! THANKS FOR BEGIN HERE  
AND INVESTING IN YOUR STUDENT!

## Agenda


- ▶ Student Literacy
  - ▶ Ways to support student literacy from home
  - ▶ Student Data
  - ▶ Goal Setting
- 

- ▶ **Dialogic Reading** – Teacher reads aloud to students and focuses on developing oral language and vocabulary.
- ▶ **Word Study** – Decoding and Spelling
- ▶ **Poem** – Phonemic Awareness (Rhyming, Syllables, Substituting Sounds), Concepts of Print
- ▶ **Interactive Read Aloud** – Teacher reads aloud to students exposing children to rich language, developing comprehension ability, expanding vocabulary, and building knowledge.

WHOLE GROUP LITERACY BLOCK

Meets the students where they are in their instructional literacy level.





Other user

Student Lunch Number

123456

Student First, Middle, Last  
Initial and Birth Month and  
Date

cls1205

Sign in to: PAULDING

How do I sign in to another domain?

**PASSWORD REQUIREMENTS**

- Passwords must be at least 8 characters long and cannot be a previously used password. Passwords must contain 3 of the following:
1. Uppercase Letters (A through Z)
  2. Lowercase Letters (a through z)
  3. Base 10 Digits (0 through 9)
  4. Special Characters (!, @, #, \$, %, ^, &, \*, ~, `)

IREAD - LOGIN



**Letter and Picture Sorts**













WORD LAB HOME FULL SCREEN QUIT







**Aa** **Bb**

AUDIO  ON  OFF

NEW GAME

SCOREBOARD ▲

Aa		Bb	
			
			
			

←       →

# IREAD – ACTIVITY- LETTER AND PICTURE SORT

- ▶ Students should be able to recognize and produce all their letters (upper and lower case) and sounds to achieve reading CVC words by the end of Kindergarten.
- ▶ Look for High Frequency Word Folders to come home after September Break. The first page will have your student's letter and sound recognition.

LETTER AND SOUND RECOGNITION

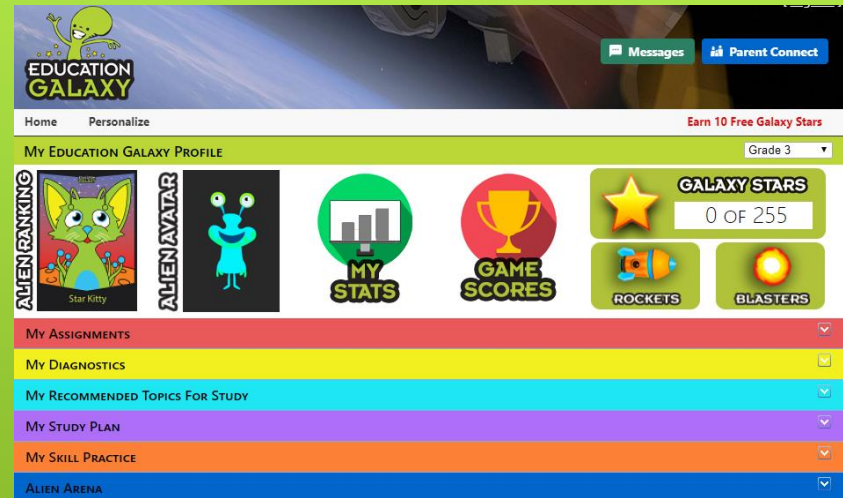
- ▶ Students should be able to read at least 85 high frequency words by the end of Kindergarten.
- ▶ Please remember that high frequency words are to be read within three seconds. Students should not be sounding out words, they should be read with automaticity.
- ▶ Look for High Frequency Word Folders to come home after September Break.

## HIGH FREQUENCY WORDS



[www.educationgalaxy.com](http://www.educationgalaxy.com)

- ▶ Student login – lunch number
- ▶ Student Password – lunch number
  
- ▶ Online practice on literary standards and skills. Georgia Milestones Structure Questions or game like practice.



# EDUCATION GALAXY

The logo for Education Galaxy, featuring the words 'EDUCATION' and 'GALAXY' in a stylized, blocky font. 'EDUCATION' is in white with a black outline, and 'GALAXY' is in green with a black outline. The text is set against a dark blue rectangular background.

## **Kindergarten Goal –**

Know at least 85 sight words and read CVC words

## **First Grade Goal-**

Students should be able to read all 200 high frequency words by the end of first grade.

- ▶ Let your child log onto Education Galaxy at home.
- ▶ Practice letter and sound recognition with your student each night.
  - ▶ Find letters in stories you are reading or places you go.
  - ▶ Use letter magnets, shaving cream, or sticky notes to make it fun!
- ▶ If your student has mastered letter and sound recognition – Practice high frequency words with your student each night from their folder.
  - ▶ Play games with your student's words - Trash Ball (Game in Gym tonight), Swat It!
  - ▶ Use letter magnets, shaving cream, or sticky notes to write or create the words!
- ▶ Read aloud to your child each night.

# WAYS TO ASSIST AT HOME

# GOAL SETTING

- ▶ G - Growth
- ▶ O - Ownership
- ▶ A - Awareness
- ▶ L - Learning

“Setting goals is the first step in turning the invisible into the visible.”

-Tony Robbins

- ▶ Leverage parent support: If we want students (especially our youngest ones) to set goals that have any personal meaning, those goals need to be transferrable from school to home. In this sense, parents are a key player. Goals that are meaningful for both students and parents are key in fostering long-term growth.

*Journal of Research in Childhood Education*

**MAKING GOAL SETTING  
A JOINT EFFORT**

**BETWEEN A CHILD,**

**THEIR TEACHER  
& FAMILY MEANS  
INCREASED CONSISTENCY &**

**A GREATER CHANCE THE GOAL WILL  
BE REALIZED.  
SO LET'S DO IT!**