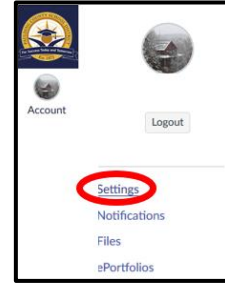
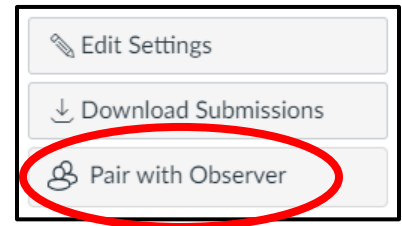


# Adding Students to a Pre-existing Observer Account

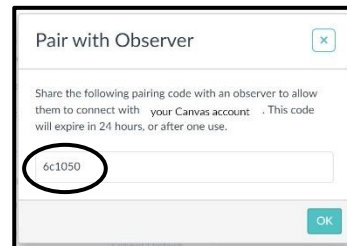
- Obtain a pairing code from you child
  - Have your child login to their Canvas account and click **Settings**.



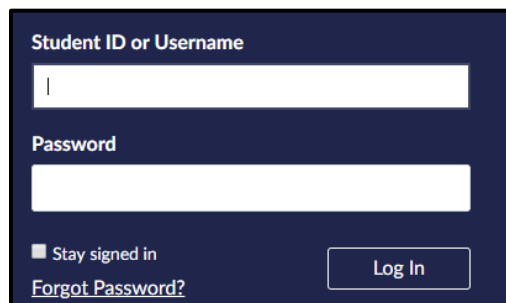
- Click **Pair with Observer** on the right-hand side of the screen.



- Remember the pairing code that appears in the box.



- Login to your account.

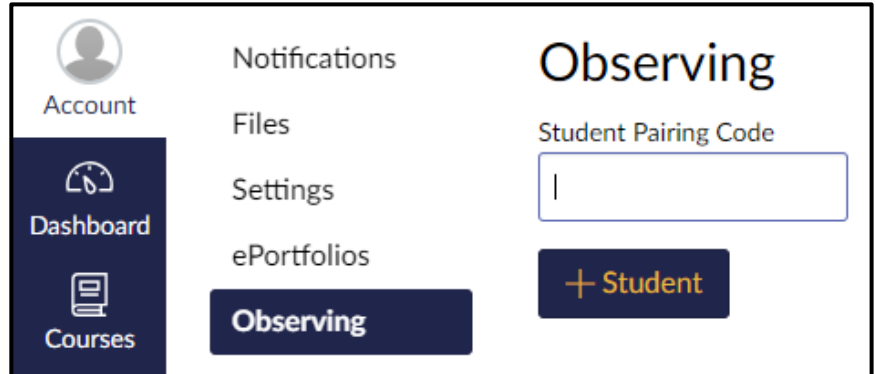
A screenshot of the Canvas login form. It has a dark blue background. The first field is labeled 'Student ID or Username' and contains a single character '|'. The second field is labeled 'Password'. Below the password field, there is a checkbox labeled 'Stay signed in' and a link for 'Forgot Password?'. A 'Log In' button is located at the bottom right.

- Click **Settings** in the navigation pane.

- Click **Observing**.

- Enter your pairing code in the box.

- Click **+Student**.



- You should see a message stating you are now following your student.