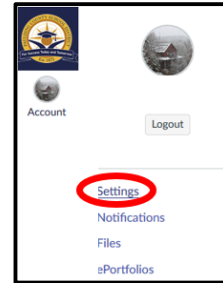
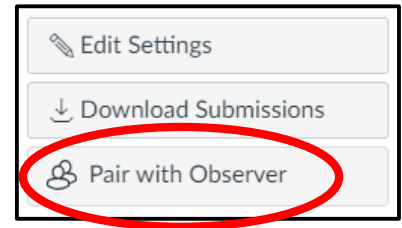


Adding Students to a Pre-existing Observer Account

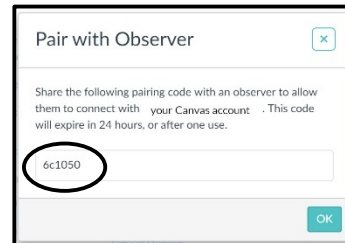
- Obtain a pairing code from you child
 - Have your child login to their Canvas account and click **Settings**.



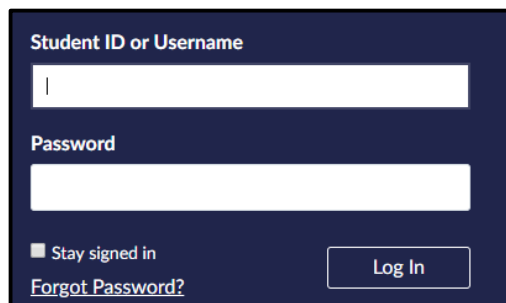
- Click **Pair with Observer** on the right-hand side of the screen.



- Remember the pairing code that appears in the box.



- Login to your account.

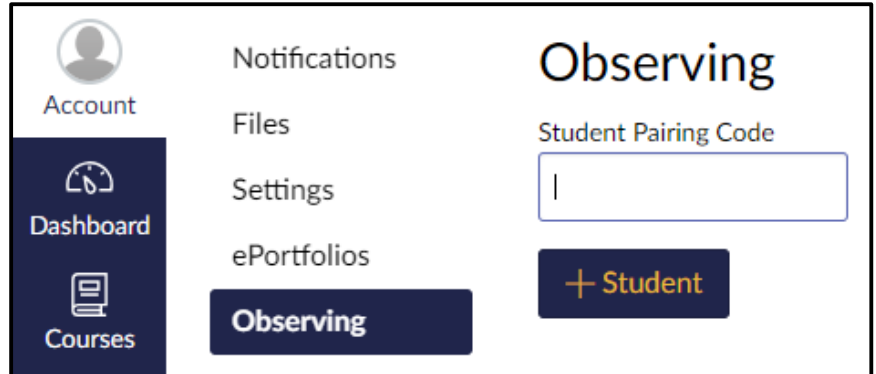
A screenshot of the Canvas login form. It has a dark blue background with white text and input fields. The form includes a 'Student ID or Username' field, a 'Password' field, a checkbox for 'Stay signed in', a 'Forgot Password?' link, and a 'Log In' button.

- Click **Settings** in the navigation pane.

- Click **Observing**.

- Enter your pairing code in the box.

- Click **+Student**.



- You should see a message stating you are now following your student.