



Spring Semester Virtual Registration

Make your selection by midnight NOVEMBER 3rd

Registration has been extended two additional days due to power/internet outages.

The Spring Semester Virtual Registration window is now open and will be open through midnight on November 3rd. Check the table below to determine what action to take for Spring Semester:

IF YOUR STUDENT IS CURRENTLY:	AND FOR SECOND SEMESTER YOU WANT THEM TO PARTICIPATE IN:	THEN:
In-Person	In-Person	No registration necessary. Simply continue attending your current school on January 5, 2021.
Virtual	In-Person	No registration necessary. You will receive information from your school later this semester about returning on January 5, 2021.
In-Person or Virtual	Virtual	You must register between Oct. 12 - Nov. 3 using the Infinite Campus Parent Portal enrollment form.

PARENTS WHO WANT THEIR STUDENT TO PARTICIPATE IN VIRTUAL INSTRUCTION FOR THE SPRING SEMESTER MUST REGISTER ONLINE THROUGH THE INFINITE CAMPUS PARENT PORTAL – EVEN IF THE STUDENT IS CURRENTLY ENROLLED AT A VIRTUAL ACADEMY. MAKE YOUR SELECTION BY MIDNIGHT ON NOVEMBER 3rd.

A confirmation email with further information will be sent the week of November 2nd to households who selected Virtual Instruction.



CLICK ABOVE TO ACCESS THE PARENT PORTAL LOG IN

Instructions for activating a Parent Portal account and completing registration are on the following pages. For screenshot directions on completing registration, please visit: www.paulding.k12.ga.us/virtual

Any parent who has not created an Infinite Campus Parent Portal account should do so as soon as possible. Directions for creating a portal account can be found at: <https://www.paulding.k12.ga.us/domain/4142>

If you need more information about the Virtual Academies to help with your decision, please visit <http://www.paulding.k12.ga.us/virtual>. There you will find handbooks for each Virtual Academy, as well as schedule information, a Q&A document, and information for parents of students with special needs.

Thank you for your continued support, and if you have any questions please send an email to: virtual@paulding.k12.ga.us

Prior to registering for Virtual Academy, you will need an active Infinite Campus Parent Portal account. To activate an account complete Step 1. Please note: you must submit an official identification (driver's license, state-issued ID card, etc). ***If you already have an active account start at Step 2.***

STEP 1 – Activate a Parent Portal Account

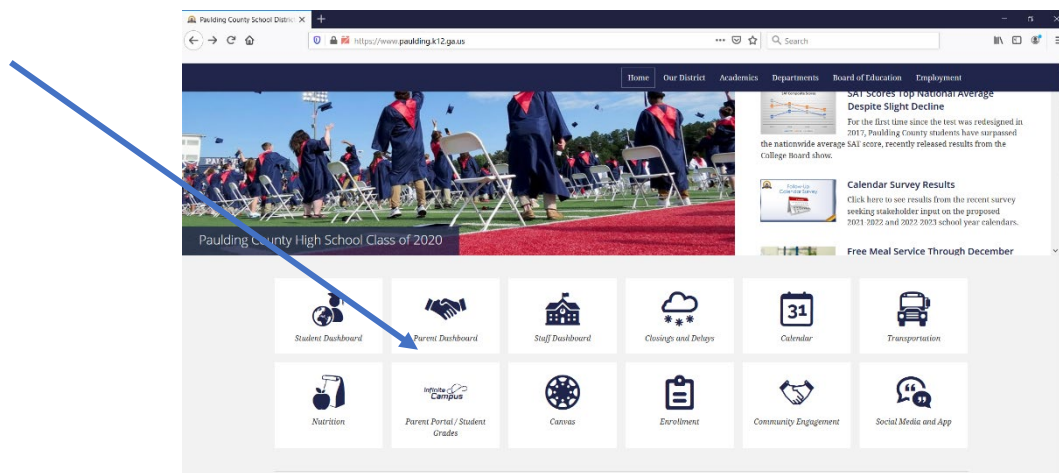
Please send an email to portal@paulding.k12.ga.us and include the following information. A copy of state-issued parent picture ID must also be included in the email.

- Parent Name
- Parent Physical Address
- Parent Email Address
- Student First Name
- Student Last Name
- Student's Date of Birth
- Student(s) Physical Address
- Name of School Student Attends

You will receive confirmation and additional directions from portal@paulding.k12.ga.us once your account is activated and you are ready to begin Step 2.

STEP 2 – Log in to Infinite Campus Parent Portal

Go to www.paulding.k12.ga.us, click Parent Portal/Student Grades



Click-Campus Parent

Paulding County

Log in to

[Campus Student](#)

or

[Campus Parent](#)

©2003-2020 Infinite Campus, Inc.
www.infinitecampus.com

Enter your Username and Password to Log in

Paulding County

Parent Username

Password

[Log In](#)

[Forgot Password?](#) [Forgot Username?](#) [Help](#)

[Log in to Campus Student](#)

or

[New User?](#)

Announcements

Monday 09/28/2020

[Term 1 Report Card Window](#)
Opens – Monday, October 5th at 8:00 A.M.
Closes – Friday, October 9th at 4:00 P.M.
Report Cards issued - Friday, October 16

Wednesday 07/01/2020
For assistance with student portal accounts, please contact your school.

Parents needing to set up a parent portal account can contact your student's school for your activation key. For assistance with established parent portal accounts, please email [sldg@paulding.k12.ga.us](#). Please allow 48 hours to process your registration link.

STEP 3 – Complete Registration –

You may return to these directions during the registration window to make any adjustments as many times as needed. Step 3 needs to be finalized with decision by end of the registration window.

After logging in, parent clicks “More” and selects “Register for Virtual Academy.” If you do not see the index, please click on the three lines in the top left corner to open the index.

More

Address Information >

Assessments >

Behavior >

Course Registration >

Demographics >

Family Information >

Health >

Important Dates >

Learning Tools >

Lockers >

Transportation >

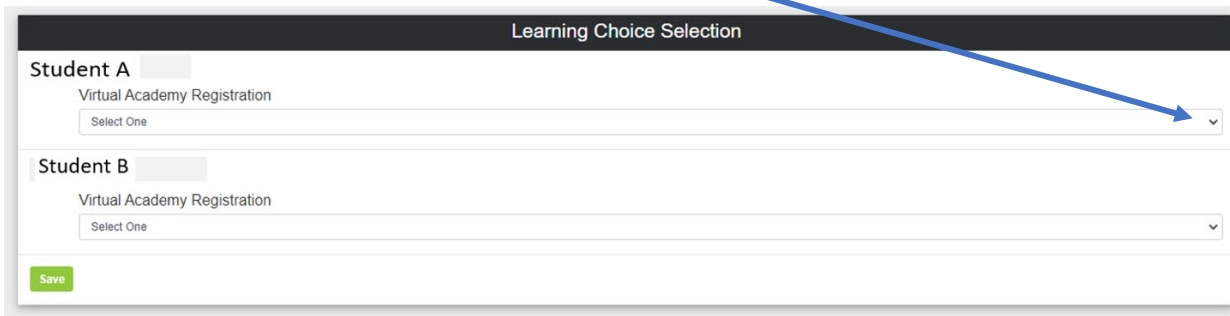
SLO >

Register for Virtual Academy >

Quick Links

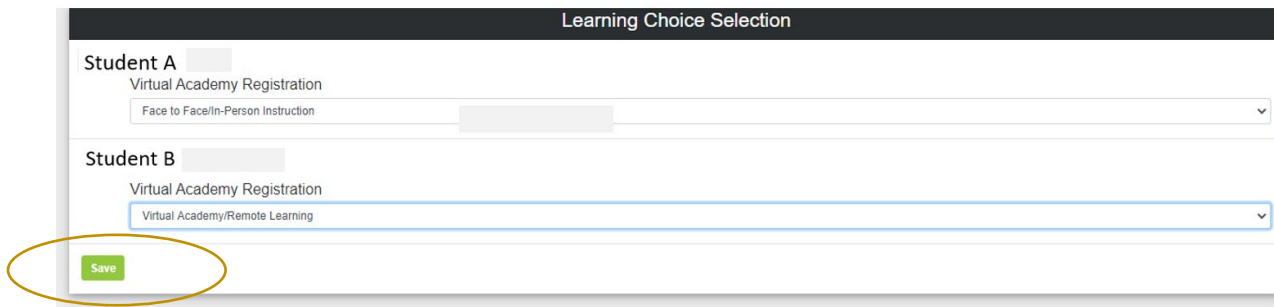
Paulding County
Paulding County High School
SLDG Portal

All students in the household will display. Parent/Guardian will select for each student by clicking the drop-down tab and selecting choice. The options are Face to Face/In Person Instruction or Virtual Academy/Remote Learning.



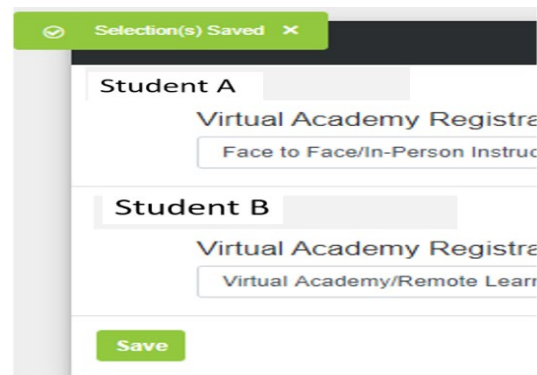
The screenshot shows a form titled "Learning Choice Selection". It contains two sections, one for "Student A" and one for "Student B". Each section has a "Virtual Academy Registration" label and a "Select One" drop-down menu. A blue arrow points to the drop-down menu for Student A. At the bottom left of the form is a green "Save" button.

After making your selection, click Save.



This screenshot shows the same form as before, but with selections made. For Student A, the drop-down menu is set to "Face to Face/In-Person Instruction". For Student B, the drop-down menu is set to "Virtual Academy/Remote Learning". The green "Save" button at the bottom left is circled in yellow.

The screen will then display your choices for each student, and you can now exit and log out.



The screenshot shows a confirmation screen with a green banner at the top that says "Selection(s) Saved" with a close button. Below the banner, it shows the same form as before, but with the selections confirmed. The green "Save" button is still visible at the bottom.

This will complete the registration process. Once the registration window is closed, the district will send a confirmation email to any household who registered for Virtual Instruction. If you want more information regarding the Virtual Academies, please visit www.paulding.k12.ga.us/virtual. If you have questions please contact your local school or email virtual@paulding.k12.ga.us.